

■ Features :

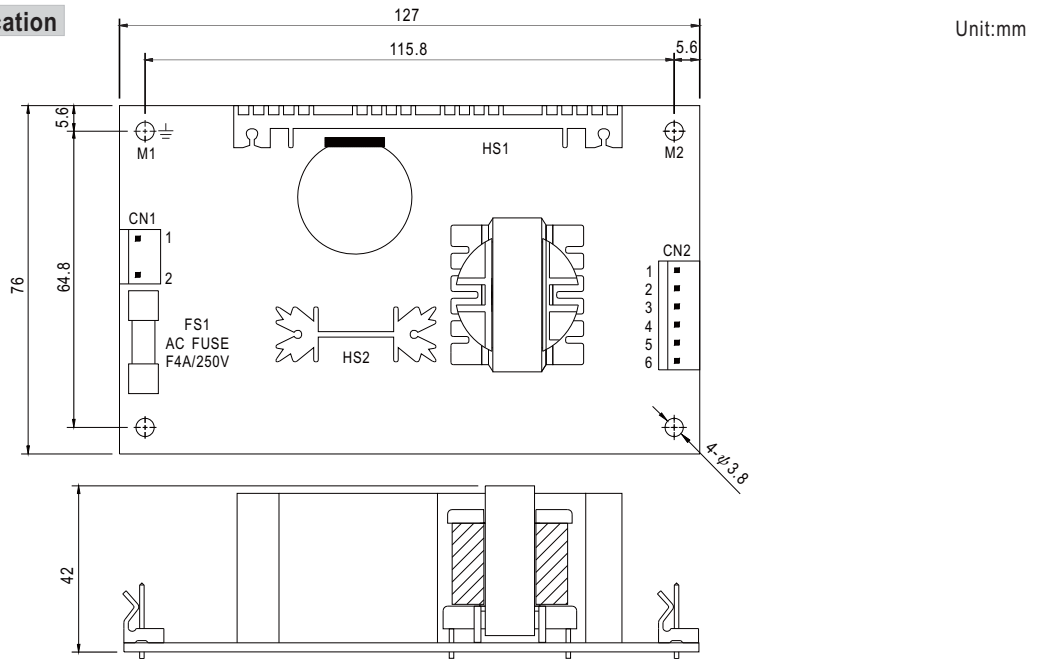
- Universal AC input/Full range
- Low leakage current<0.75mA
- Protections: Short circuit / Overload / Over voltage
- Cooling by free air convection
- 100% full load burn-in test
- Fixed switching frequency at 65KHz
- 2 years warranty



SPECIFICATION

MODEL		PS-65-3.3	PS-65-5	PS-65-7.5	PS-65-12	PS-65-13.5	PS-65-15	PS-65-24	PS-65-27	PS-65-48	
OUTPUT	DC VOLTAGE	3.3V	5V	7.5V	12V	13.5V	15V	24V	27V	48V	
	RATED CURRENT	12A	12A	8A	5.2A	4.7A	4.2A	2.7A	2.4A	1.35A	
	CURRENT RANGE	0 ~ 15.2A	0 ~ 13.8A	0 ~ 9.6A	0 ~ 6A	0 ~ 5.4A	0 ~ 4.8A	0 ~ 3A	0 ~ 2.7A	0 ~ 1.5A	
	RATED POWER	39.6W	60W	60W	62.4W	63.45W	63W	64.8W	64.8W	64.8W	
	OUTPUT POWER (max.)	Rated output power for convection; 72W (+3.3V : 50W;+5V:69W) with 18 CFM min. Forced air									
	RIPPLE & NOISE (max.) Note.2	80mVp-p	100mVp-p	100mVp-p	100mVp-p	100mVp-p	100mVp-p	100mVp-p	100mVp-p	100mVp-p	100mVp-p
	VOLTAGE ADJ. RANGE	3.14 ~ 3.63V	4.75 ~ 5.5V	7.13 ~ 8.25V	11.4 ~ 13.2V	12.8 ~ 14.9V	14.25 ~ 16.5V	22.8 ~ 26.4V	25.65 ~ 29.7V	45.6 ~ 52.8V	
	VOLTAGE TOLERANCE Note.3	±3.0%	±3.0%	±3.0%	±2.0%	±2.0%	±2.0%	±2.0%	±2.0%	±2.0%	±2.0%
	LINE REGULATION	±1.0%	±1.0%	±1.0%	±1.0%	±1.0%	±1.0%	±1.0%	±1.0%	±1.0%	±1.0%
	LOAD REGULATION	±3.0%	±3.0%	±3.0%	±2.0%	±2.0%	±2.0%	±2.0%	±2.0%	±2.0%	±2.0%
SETUP, RISE TIME	800ms, 20ms at full load										
HOLD UP TIME (Typ.)	60ms at full load										
INPUT	VOLTAGE RANGE	90 ~ 264VAC		127 ~ 370VDC							
	FREQUENCY RANGE	47 ~ 440Hz									
	EFFICIENCY(Typ.)	69%	76%	79%	79%	79%	79%	80%	80%	80%	
	AC CURRENT (Typ.)	1.2A/115VAC		0.72A/230VAC							
	INRUSH CURRENT (Typ.)	COLD START 20A/115VAC		40A/230VAC							
LEAKAGE CURRENT	<0.75mA / 240VAC										
PROTECTION	OVERLOAD	73 ~ 105W(3.3V : 51 ~ 75W)(5V : 70 ~ 105W) rated output power Protection type : Hiccup mode, recovers automatically after fault condition is removed.									
	OVER VOLTAGE	3.8 ~ 4.46V	5.75 ~ 6.75V	8.63 ~ 10.1V	13.8 ~ 16.2V	15.5 ~ 18.2V	17.25 ~ 20.25V	27.6 ~ 32.4V	31 ~ 36.45V	55.2 ~ 64.8V	
ENVIRONMENT	WORKING TEMP.	-10 ~ +60°C (Refer to "Derating Curve")									
	WORKING HUMIDITY	20 ~ 90% RH non-condensing									
	STORAGE TEMP., HUMIDITY	-20 ~ +85°C, 10 ~ 95% RH									
	TEMP. COEFFICIENT	±0.04%/°C (0 ~ 50°C)									
	VIBRATION	10 ~ 500Hz, 2G 10min./1cycle, period for 60min. each along X, Y, Z axes									
SAFETY & EMC (Note 4)	SAFETY STANDARDS	UL60950-1, TUV EN60950-1 approved									
	WITHSTAND VOLTAGE	I/P-O/P:3KVAC I/P-FG:2KVAC O/P-FG:0.5KVAC									
	ISOLATION RESISTANCE	I/P-O/P, I/P-FG, O/P-FG:100M Ohms / 500VDC / 25y/ 70% RH									
	EMC EMISSION	Compliance to EN55032 (CISPR32) Class B, EN61000-3-2,-3									
OTHERS	EMC IMMUNITY	Compliance to EN61000-4-2,3,4,5,6,8,11, EN55024, light industry level, criteria A									
	MTBF	300.7K hrs min. MIL-HDBK-217F (25°C)									
	DIMENSION	127*76*42mm (L*W*H)									
NOTE	PACKING	0.21Kg; 54pcs/14.2Kg/1.35CUFT									
		<ol style="list-style-type: none"> 1. All parameters NOT specially mentioned are measured at 230VAC input, rated load and 25°C of ambient temperature. 2. Ripple & noise are measured at 20MHz of bandwidth by using a 12" twisted pair-wire terminated with a 0.1uf & 47uf parallel capacitor. 3. Tolerance : includes set up tolerance, line regulation and load regulation. 4. The power supply is considered a component which will be installed into a final equipment. All the EMC tests are been executed by mounting the unit on a 360mm*360mm metal plate with 1mm of thickness. The final equipment must be re-confirmed that it still meets EMC directives. For guidance on how to perform these EMC tests, please refer to "EMI testing of component power supplies." (as available on http://www.meanwell.com) 5. Mounting holes M1 and M2 should be grounded for EMI purposes. 6. Heat Sink HS1,HS2 can not be shorted. 									

Mechanical Specification



AC Input Connector (CN1) : Molex 5277-02 or equivalent

Pin No.	Assignment	Mating Housing	Terminal
1	AC/N	Molex 5195 or equivalent	Molex 5194 or equivalent
2	AC/L		

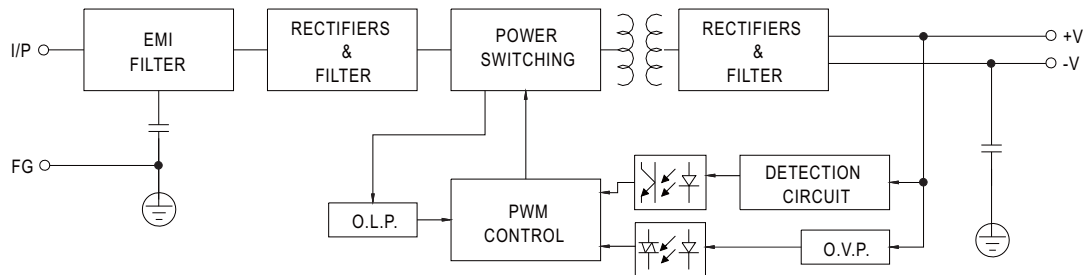
DC Output Connector (CN2) : Molex 5273-06 or equivalent

Pin No.	Assignment	Mating Housing	Terminal
1,2,3	+V	Molex 5195 or equivalent	Molex 5194 or equivalent
4,5,6	-V		

⊥ : Grounding Required

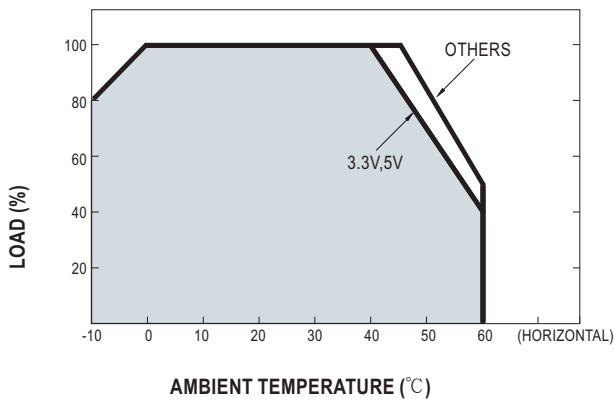
- ⚠ 1.HS1,HS2 cannot be shorted
- 2.M1 is safety ground

Block Diagram



fosc : 65KHz

Derating Curve



Output Derating VS Input Voltage

