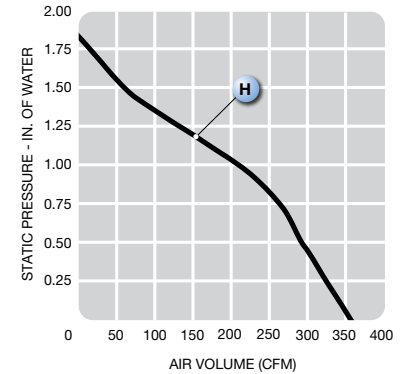
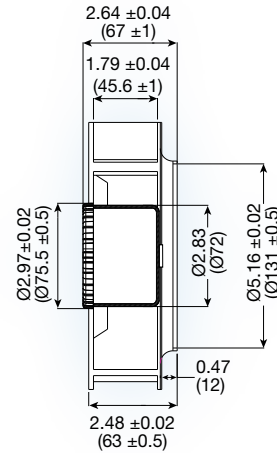
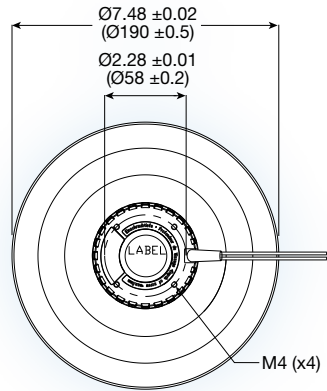


# MSI1967 series



**(190 dia. x 67 mm)**

7.48 dia. x 2.64 inches

Features: soft start, reverse polarity protection, auto-restart

Operating Voltage: 24 or 48 VDC

Construction: aluminum die cast motor base; UL94V-0 plastic impeller

Bearing option: ball bearing

Motor: brushless DC

Model No.	Rated Voltage VDC	Current A		Speed RPM	Air Volume		Max. Static Pressure (H <sub>2</sub> O)		Sound Noise dba	Weight g
		24	48		M <sup>3</sup> /Min.	CFM	MM	INCH		
<b>MSI1967H</b>	24/48	4.70	2.50	3,000	10.15	358	46.5	1.83	71	1300