



■ Features :

- Constant voltage mode power supply
- Universal AC input / Full range
- Withstand 300VAC Surge input for 5 seconds
- Protections: Short circuit / Over load / Over voltage
- Fully isolated plastic case
- Cooling by free air convection
- Small and compact size
- IP30 design
- Pass LPS
- 100% full load burn-in test
- Low cost, high reliability
- Suitable for LED lighting and moving sign applications
- 2 years warranty

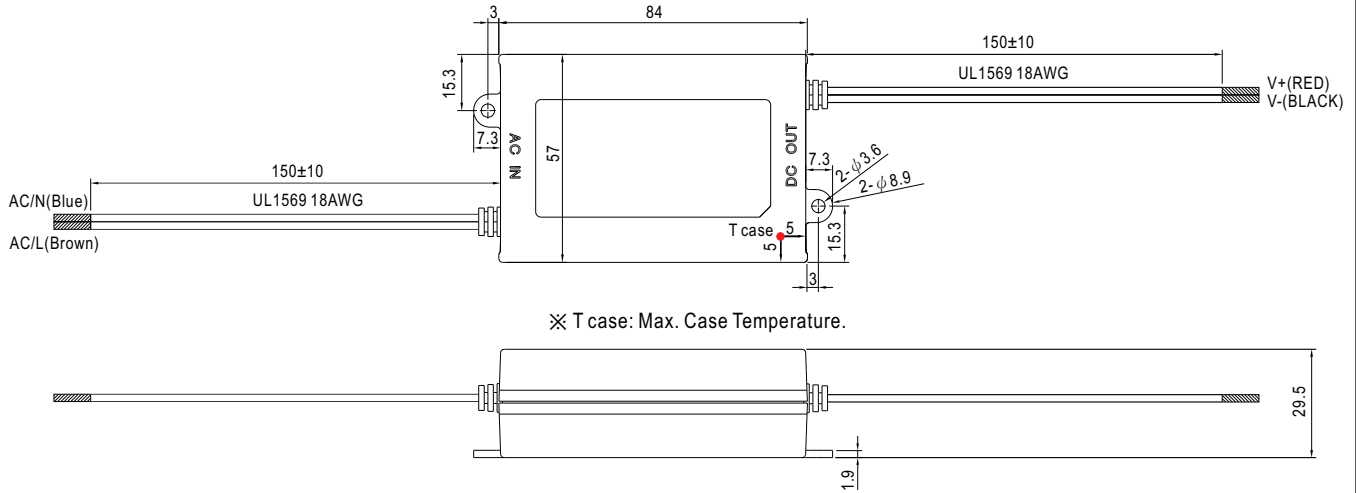


SPECIFICATION

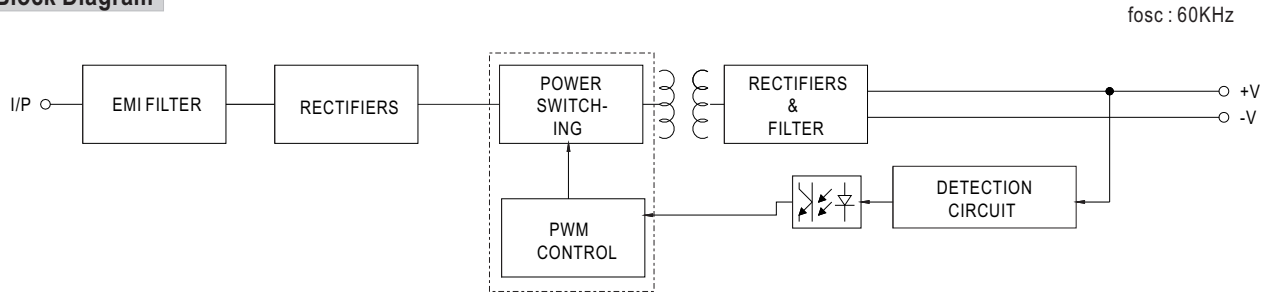
MODEL		APV-35-5	APV-35-12	APV-35-15	APV-35-24	APV-35-36
OUTPUT	DC VOLTAGE	5V	12V	15V	24V	36V
	RATED CURRENT	5A	3A	2.4A	1.5A	1A
	CURRENT RANGE	0 ~ 5A	0 ~ 3A	0 ~ 2.4A	0 ~ 1.5A	0 ~ 1A
	RATED POWER	25W	36W	36W	36W	36W
	RIPPLE & NOISE (max.) Note.2	120mVp-p	150mVp-p	150mVp-p	180mVp-p	180mVp-p
	VOLTAGE TOLERANCE Note.3	±5.0%				
	LINE REGULATION	±1.0%				
	LOAD REGULATION	±2.0%				
	SETUP, RISE TIME Note.6	1500ms, 40ms / 230VAC		1500ms, 40ms / 115VAC at full load		
HOLD UP TIME (Typ.)	20ms/230VAC	12ms/115VAC at full load				
INPUT	VOLTAGE RANGE Note.4	90 ~ 264VAC	127 ~ 370VDC			
	FREQUENCY RANGE	47 ~ 63Hz				
	EFFICIENCY (Typ.)	76.5%	83%	84%	84%	85%
	AC CURRENT	0.5A/230VAC		0.75A/115VAC		
	INRUSH CURRENT(Typ.)	COLD START 45A(width=440µs measured at 50% Ipeak) at 230VAC				
LEAKAGE CURRENT	0.25mA / 240VAC					
PROTECTION	OVER LOAD	110%~160% rated output power Protection type : Hiccup mode, recovers automatically after fault condition is removed				
	OVER VOLTAGE	5.75 ~ 6.95V	13.8 ~ 16.2V	17.25 ~ 21V	27 ~ 32.4V	41.4 ~ 48.6V
ENVIRONMENT	WORKING TEMP.	-30 ~ 70°C (Refer to "Derating Curve")				
	WORKING HUMIDITY	20 ~ 90% RH non-condensing				
	STORAGE TEMP., HUMIDITY	-40 ~ +80°C, 10 ~ 95% RH				
	TEMP. COEFFICIENT	±0.03%/°C (0 ~ 50°C)				
	VIBRATION	10 ~ 500Hz, 2G 10min./1cycle, period for 60min. each along X, Y, Z axes				
SAFETY & EMC	SAFETY STANDARDS	UL8750 , CSA-C22.2 No. 250.0-13 approved; design refer to EN60950-1				
	WITHSTAND VOLTAGE	I/P-O/P:3KVAC				
	ISOLATION RESISTANCE	I/P-O/P:>100M Ohms / 500VDC / 25°C / 70% RH				
	EMC EMISSION	Compliance to EN55022, EN61000-3-2 Class A, EN61000-3-3				
	EMC IMMUNITY	Compliance to EN55024, EN61000-4-2, 3, 4, 5, 6, 8, 11; light industry level(surge 2KV), criteria A				
OTHERS	MTBF	692.8K hrs min. MIL-HDBK-217F (25°C)				
	DIMENSION	84*57*29.5mm (L*W*H)				
	PACKING	0.18Kg; 72pcs / 14Kg/ 0.92CUFT				
NOTE	<ol style="list-style-type: none"> 1. All parameters NOT specially mentioned are measured at 230VAC input, rated load and 25°C of ambient temperature. 2. Ripple & noise are measured at 20MHz of bandwidth by using a 12" twisted pair-wire terminated with a 0.1µf & 47µf parallel capacitor. 3. Tolerance : includes set up tolerance, line regulation and load regulation. 4. Derating may be needed under low input voltage. Please check the static characteristics for more details. 5. The power supply is considered as a component that will be operated in combination with final equipment. Since EMC performance will be affected by the complete installation, the final equipment manufacturers must re-qualify EMC Directive on the complete installation again. 6. Length of set up time is measured at first cold start. Turning ON/OFF the power supply may lead to increase of the set up time. 7. The unit might not be suitable for lighting applications in EU countries. Please check with your local authorities for the possible use of the unit. 					

Mechanical Specification

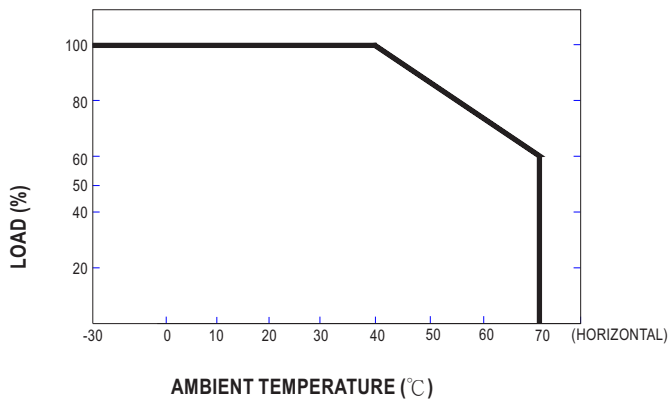
Case No.PCD16A Unit:mm



Block Diagram



Derating Curve



Static Characteristics

