



### ■ Features :

- Constant current mode power supply
- Universal AC input / Full range
- Withstand 300VAC Surge input for 5 seconds
- Protections: Short circuit / Over voltage
- Fully isolated plastic case
- Small and compact size
- Cooling by free air convection
- IP30 design
- 100% full load burn-in test
- Suitable for LED lighting and moving sign applications
- Low cost / High reliability
- 2 years warranty



(only for APC-35-700)



(only for APC-35-1050)



(except for APC-35-350, APC-35-500)

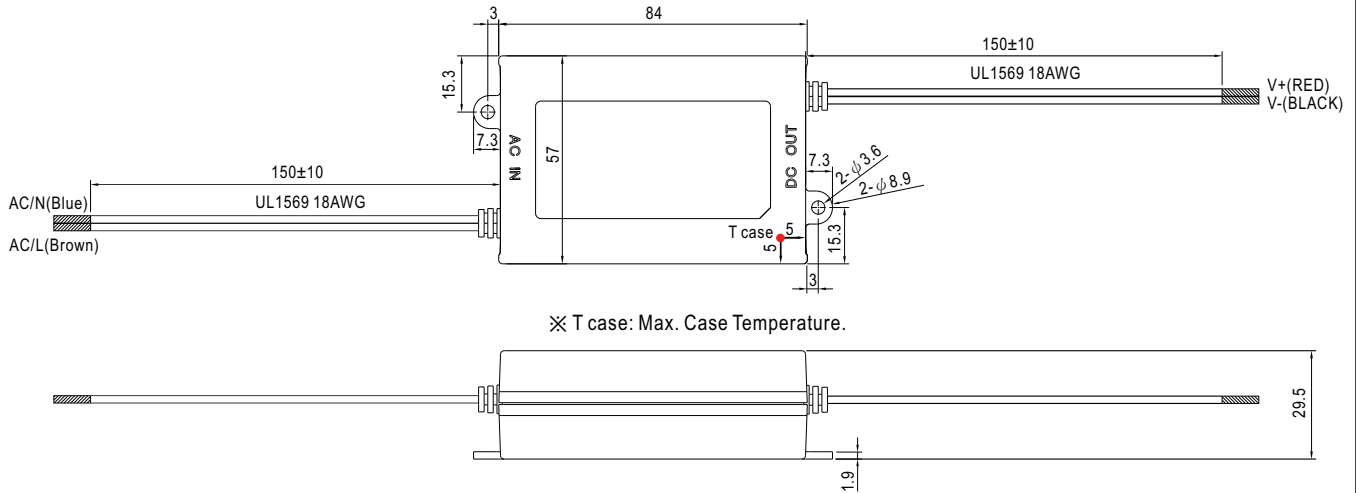


### SPECIFICATION

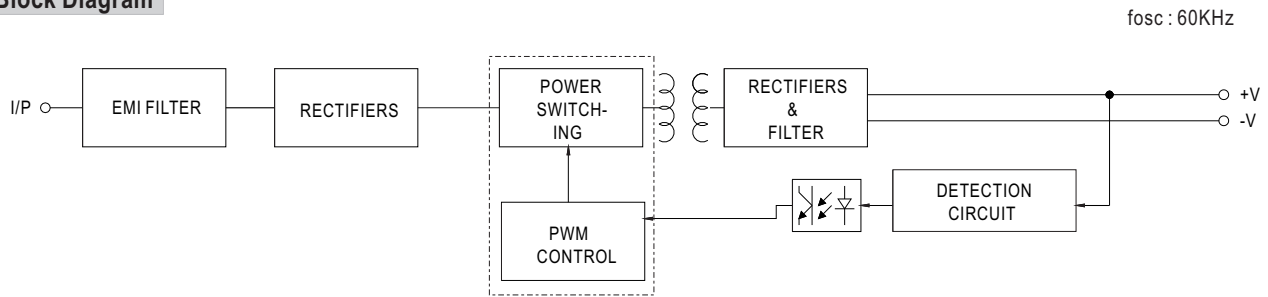
MODEL	APC-35-350	APC-35-500	APC-35-700	APC-35-1050	
OUTPUT	RATED CURRENT	350mA	500mA	700mA	1050mA
	DC VOLTAGE RANGE	28~100V	25~70V	15~50V	11~33V
	RATED POWER	35W	35W	35W	34.7W
	RIPPLE & NOISE (max.) Note.2	350mVp-p	350mVp-p	350mVp-p	350mVp-p
	VOLTAGE TOLERANCE Note.3	±5.0%			
	CURRENT ACCURACY	±8.0%			
	LINE REGULATION	±1.0%			
	LOAD REGULATION	±3.0%			
	SETUP, RISE TIME	1500ms, 40ms / 230VAC		1500ms, 40ms / 115VAC at full load	
HOLD UP TIME (Typ.)	20ms/230VAC		12ms/115VAC at full load		
INPUT	VOLTAGE RANGE Note.4	90 ~ 264VAC	127 ~ 370VDC		
	FREQUENCY RANGE	47 ~ 63Hz			
	EFFICIENCY(Typ.)	84%	84%	84%	84%
	AC CURRENT	0.5A/230VAC; 0.75A/115VAC			
	INRUSH CURRENT(Typ.)	COLD START 45A(twidth=490µs measured at 50% Ipeak) at 230VAC			
LEAKAGE CURRENT	0.25mA / 240VAC				
PROTECTION	OVER VOLTAGE	110 ~ 130V	77 ~ 91V	55 ~ 65V	36 ~ 43V
		Protection type : Shut down o/p voltage, re-power on to recover			
ENVIRONMENT	WORKING TEMP.	-30 ~ 70°C (Refer to "Derating Curve")			
	WORKING HUMIDITY	20 ~ 90% RH non-condensing			
	STORAGE TEMP., HUMIDITY	-40 ~ +80°C, 10 ~ 95% RH			
	TEMP. COEFFICIENT	±0.2%/°C (0 ~ 50°C)			
	VIBRATION	10 ~ 500Hz, 2G 10min./1cycle, period for 60min. each along X, Y, Z axes			
SAFETY & EMC (Note 5)	SAFETY STANDARDS	UL8750 (only for APC-35-700&1050), CSA-C22.2 No. 250.0-13 (only for APC-35-1050) approved; design refer to EN60950-1			
	WITHSTAND VOLTAGE	I/P-O/P:3KVAC			
EMC (Note 5)	ISOLATION RESISTANCE	I/P-O/P:>100M Ohms / 500VDC / 25°C / 70% RH			
	EMC EMISSION	Compliance to EN55022, EN61000-3-2 Class A, EN61000-3-3			
	EMC IMMUNITY	Compliance to EN55024, EN61000-4-2, 3, 4, 5, 6, 8, 11; light industry level (surge 2KV), criteria A			
OTHERS	MTBF	518.9K hrs min. MIL-HDBK-217F (25°C)			
	DIMENSION	84*57*29.5(L*W*H)			
	PACKING	0.18Kg; 72pcs/14Kg/0.92CUFT			
NOTE	<p>1. All parameters NOT specially mentioned are measured at 230VAC input, rated load and 25°C of ambient temperature.</p> <p>2. Ripple &amp; noise are measured at 20MHz of bandwidth by using a 12" twisted pair-wire terminated with a 0.1uf &amp; 47uf parallel capacitor.</p> <p>3. Tolerance : includes set up tolerance, line regulation and load regulation.</p> <p>4. Derating may be needed under low input voltage. Please check the static characteristic for more details.</p> <p>5. The power supply is considered as a component that will be operated in combination with final equipment. Since EMC performance will be affected by the complete installation, the final equipment manufacturers must re-qualify EMC Directive on the complete installation again.</p> <p>6. The unit might not be suitable for lighting applications in EU countries. Please check with your local authorities for the possible use of the unit.</p>				

### Mechanical Specification

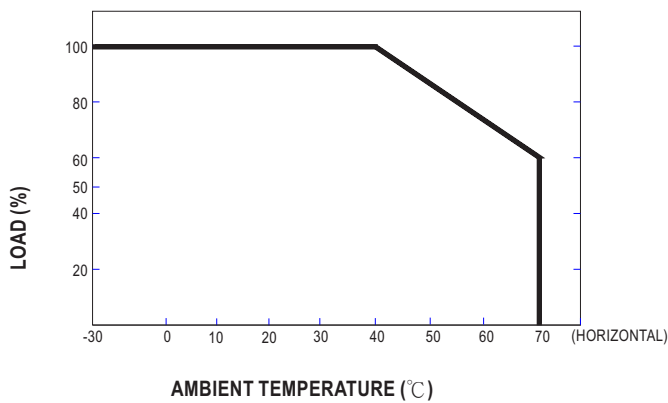
Case No.PCD16A Unit:mm



### Block Diagram



### Derating Curve



### Static Characteristics

